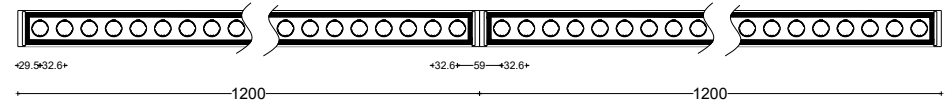
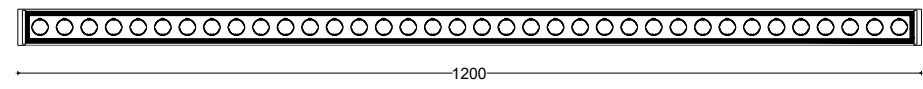
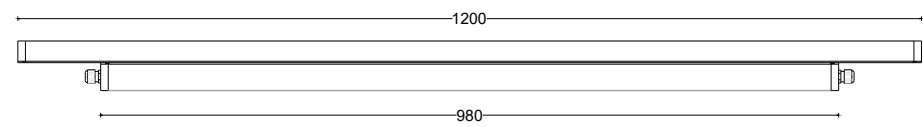
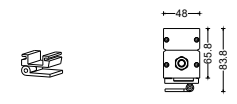
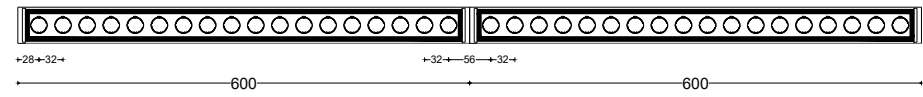
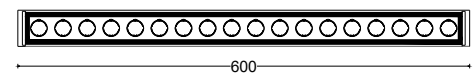
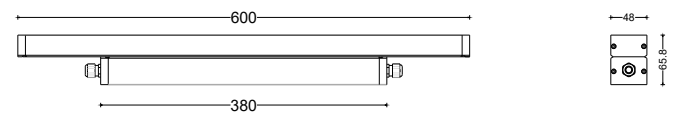


5 4 3 2 1

Standard item



UNLESS OTHERWISE SPECIFIED

DIMENSIONS ARE IN MILLIMETERS (INCHES)
 TOLERANCES: ANGLE ±1° DECIMAL
 X ±0.5 mm
 XX ±0.25 mm
 XXX ±0.125 mm

INTERPRET GEOMETRIC TOLERANCING PER: ANSI Y14.5M
 THIRD ANGLE PROJECTION

DRAWN BY DATE

CHECKED BY DATE

MATERIAL

FINISH

DESCRIPTION
HEL-AC

DWG. NO. **HEL-AC-xxxx** VERSIONS **A - 3**

DO NOT UPDATE MANUALLY SCALE **No to scale** SIZE **A3** SHEET **1 OF 1**

5 4 3 2 1